

SIGN	DATE	DESCRIPTION	APPROVER
△	1/7/03	Standard is changed from 30A to 25A.	
△			
△			

Technical Data:

Material:

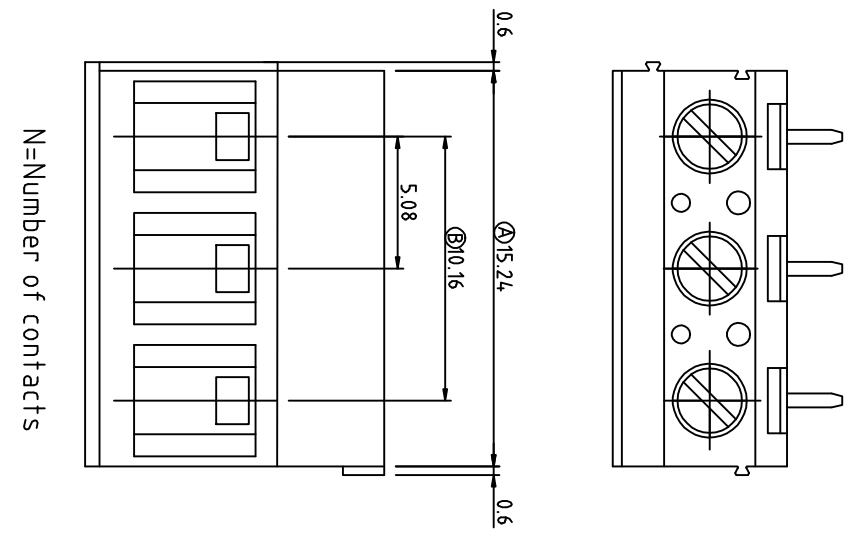
- Contact(metal housing): Brass Machined
- Terminal screw: Steel galvanized and chromazize or Nickel plated or Tin plated (standard) (option)
- Solder Pin: Brass with Tin plated
- Insulator or body(housing): Polyamide(Glass filled)(UL94V-0)

Electrical

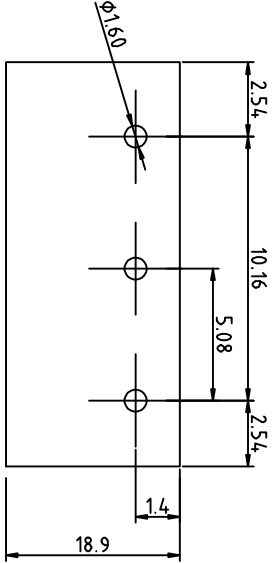
- Voltage rating: 300VAC
- Current rating: 20 Amps/way max
- Contact resistance: 20mΩ(max)
- Insulation resistance: 5000MΩ/1000V
- Withstanding Voltage: 2000VAC(1min) Test time=60sec/1pcs
- Wire range: 12-30AWG

Mechanical:


- Torque: 4kg-cm/M3 Operating temperature: -33°C to +120°C
- Soldering ability: 95%coveragel/min)
- Test temperature= 230°C±10°C
- Test time= 4sec±0.5sec
- Soldering reliability: Test temperature= 250°C±10°C
- Test time= 5 seconds max



N=Number of contacts
P.C.B LAYOUT



POLE	3P	
A	NX5.08	15.24
B	(N-1)X5.08	10.16



杰科电子有限公司
JIE KE ELECTRONICS CO., LTD.

PART NAME: JK129R-508 3P

PART NO.:

TITLE:

DWG NAME:

APPROVED BY

CHECKED BY

DESIGNED BY

DRAWN BY

CUSTOM NO.:

UNITS: mm

SCALE: 3/1

REVISION: B2

孙学峰

杨丽霞

杨丽霞

杨丽霞



Tolerance

X ±0.50

XX ±0.30

X XX ±0.10

X ±1°