

SIGN	DATE	DESCRIPTION	APPROVER
Δ			
Δ			
Δ			

Technical Data:

Material:

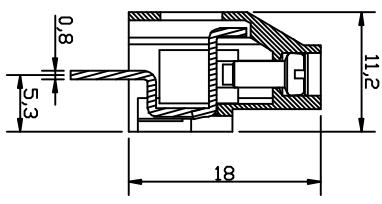
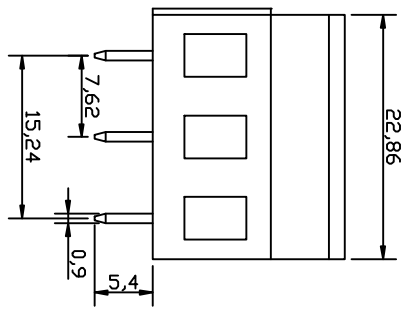
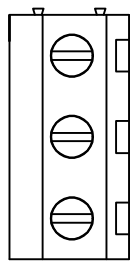
- Contact(metal housing): Brass Machined
- Terminal screw: Steel galvanized and Chromazite or Nickel plated or Tin plated (standard) (option)
- Solder Pin: Brass with Tin plated
- Insulator body(housing): Polyamide(Glass filled)(UL94V-0)

Electrical


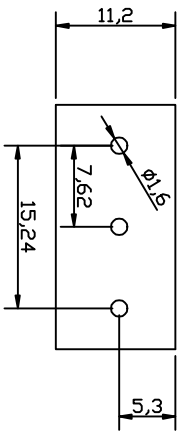
- Voltage rating: 300VAC
- Current rating: 20 Amps/way max
- Contact resistance: 20m (max)
- Insulation resistance: 5000M /1000V
- Withstanding Voltage: 2000VAC(1min) Test time=60sec/1pcs
- Wire range: 12-30AWG

Mechanical:

- Torque: 4kg-cm/M3
- Operating temperature: -33°C to +120°C
- Soldering ability: 95%coverage(min)
- Test temperature= 230°C±10°C
- Test time= 4sec±0.5sec
- Soldering reliability: Test temperature= 250°C±10°C
- Test time= 5 seconds max



P.C.B LAYOUT



PART NAME: JK129-762		3P		TITLE:	
PART. NO.:		DWG NAME:			
APPROVED	CHECKED	DESIGNED	DRAWN	BY	CUSTOM NO.:
岑杰					UNIT: mm
					SCALE: 3/1
					REVISION: B
				Tolerance	
				X, ±0.50	
				XX ±0.30	
				XXX ±0.10	
				X* ±1*	