

SIGN	DATE	DESCRIPTION	APPROVER
Δ			
Δ			
Δ			

Technical Data:

Material:

- ▲ Contact(metal housing): Zinc Die Casting or Brass Machined(option)
- Terminal screw: Steel galvanized and achromatized or Nickel plated or Tin plated(standard)(option)
- Solder Pin: Brass with Tin plated
- Insulator body(housing): Polyamide(Glass filled)(UL94V-0)

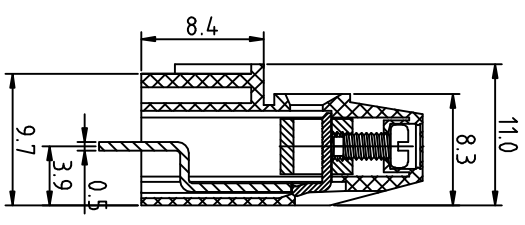
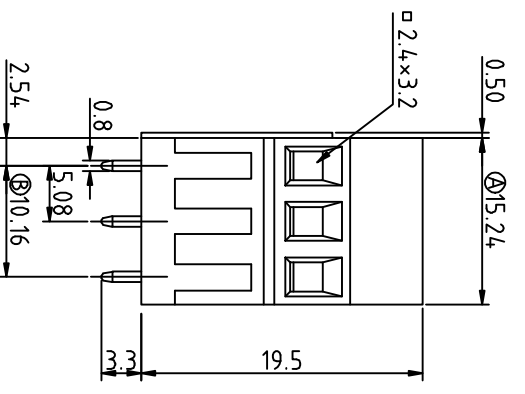
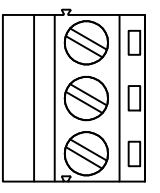
Electrical

- Voltage rating: 300VAC
- Current rating: 10 Amps/way max
- Contact resistance: 20mΩ(max)
- Insulation resistance: 5000MΩ/1000V
- Withstanding Voltage: 2000VAC(1min) Test time=60sec/1pcs
- Wire range: 16-26AWG

Mechanical:


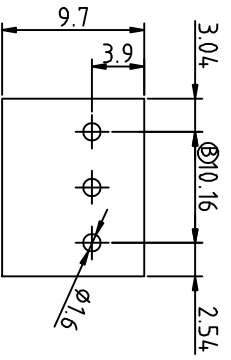
- ▲ Torque: 4kgf.cm/M2.5
- Operating temperature: -33°C to +120°C
- Soldering reliability:
Test temperature= 250°C±10°C
5 seconds max

POLE	3P	
A	NX5.08	15.24
B	(N-1) X5.08	10.16



N=Number of contacts

P.C.B LAYOUT



杰科电子有限公司
JIE KE ELECTRONICS CO., LTD.

PART NAME: JK127H-508 3P

TITLE:

PART NO.:

DWG NAME:

APPROVED BY

CHECKED BY

DESIGNED BY

DRAWN BY

CUSTOM NO.:

UNITS: mm
SCALE: 2/1
REVISION: B2

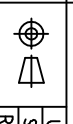
Tolerance
x. ±0.50
xx ±0.30
xxx ±0.10
xxx ±1°

岑杰

孙学峰

杨丽霞

杨丽霞



REVISION: B2

Tolerance
x. ±0.50
xx ±0.30
xxx ±0.10
xxx ±1°