

SIGN	DATE	DESCRIPTION	APPROVER
△	4.12	工	
△		由TA010101B1.DWG-CT164	
△		由TA0102B1.DWG-CT164.	

Technical Data:

Material:

- Contact(metal housing): Brass (CuZn)
- Terminal screw: Steel galvanized and chromitize or Nickel plated or Tin plated(standard)(optian)
- Wire guard: Stainless steel
- Surface of solder tail: tin plated
- Insulator or body(housing): Polyamide(Glass filled)(UL94V-0)

Electrical

- Voltage rating: 250VAC
- Current rating: 16 Amps/way max
- Contact resistance: 20mΩ(max)
- Insulation resistance: 5000MΩ/1000V
- Withstanding Voltage: 1500VAC(1min) Test time=60sec/1pcc
- Wire Range: 14-22AWG

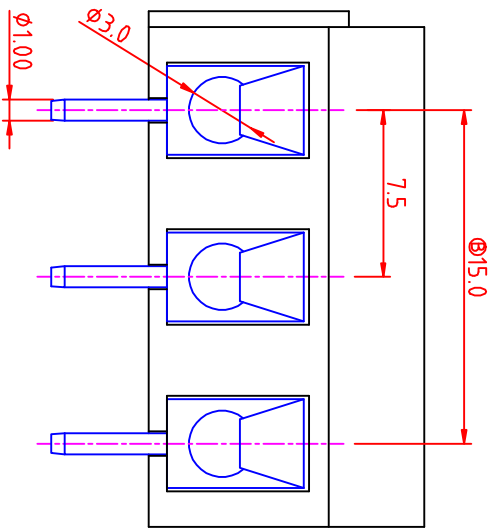
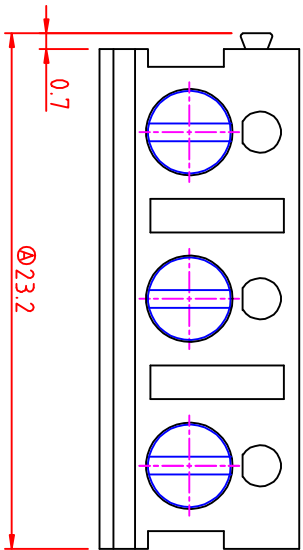
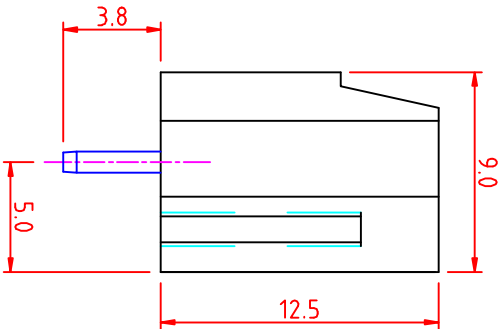
Mechanical:

- Torque: 4kg-cm/M3
- Operating temperature: -33°C to +120°C
- Soldering ability: 95%coveragel/min
- Test temperature= 230°C±10°C
- Test time= 4sec±0.5sec
- Soldering reliability: Test temperature= 250°C±10°C
- 5 seconds max

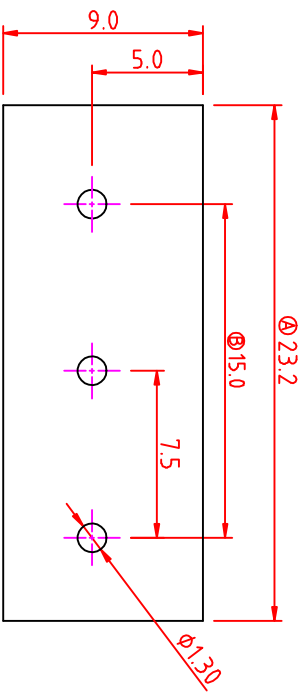
Safety approval data:



P/N	TA022XXXX	TA032XXXX	TA042XXXX	TA052XXXX	TA062XXXX	TA072XXXX	TA082XXXX
Pole	2	3	4	5	6	7	8
A	7.5	15	22.5	30	37.5	45	52.5
B	15.7	23.2	30.7	38.2	45.7	53.2	60.7
P/N	TA092XXXX	TA102XXXX	TA112XXXX	TA122XXXX	TA132XXXX	TA142XXXX	TA152XXXX
Pole	9	10	11	12	13	14	15
A	60	67.5	75	82.5	90	97.5	105
B	68.2	75.7	83.2	90.7	98.2	105.7	113.2
P/N	TA162XXXX	TA172XXXX	TA182XXXX	TA192XXXX	TA202XXXX		
Pole	16	17	18	19	20		
A	112.5	120	127.5	135	142.5		
B	120.7	128.2	135.7	143.2	150.7		



P.C.B. LAYOUT



DIM A Length

Code	DIM A
0	4.4mm
1	3.8mm
2	3.5mm



杰科电子有限公司
JIE KE ELECTRONICS CO., LTD.

PART NAME: JK300-750 3P

PART NO.:

TITLE:

DWG NAME:

APPROVED BY

CHECKED BY

DESIGNED BY

DRAWN BY

CUSTOM NO.:

Tolerance

孙学峰

杨丽霞

杨丽霞

杨丽霞

UNITS: mm

SCALE: 4/1

REVISION: B1

x: ±0.50
x.x: ±0.30
x.xx: ±0.10
xx: ±1°

△